



MONEYMAXX **MERCHANT BOOKLET**

MONEYMAXXNOW.COM
808-MAXX (6299)

L I V E Y O U R M A X X L I F E



MONEYMAXXNOW.COM
808-MAXX (6299)

moneymaxx 



CONTENT

APP BENEFITS

1

APP STRUCTURE OVERVIEW

2

APP STRUCTURE OVERVIEW

3

App Structure Overview

3

App Structure Overview

3

App Structure Overview

3

App Structure Overview

3

App Structure Overview

3

App Structure Overview


3

App Structure Overview

3

App Structure Overview

3



W A L L E T B E N E F I T S

WHAT IS THE BENEFIT OF USING THE MONEYMAXX WALLET FOR MY BUSINESS?

**PURCHASE GIFT CARDS FOR
FAMILY AND FRIENDS**

**ENJOY THE LUXURY OF PAYING
FOR GOODS AND SERVICES
FROM YOUR COUCH**

**ENJOY THE FREEDOM OF
WALING AROUND CASHLESS**

**TRANSACTION RECIEPTS
READILY AVAILABLE IN
YOUR APP HISTORY**

**SEND MONEY TO AND FROM
THE FAMILY ISLANDS**

**PAY ALL OF YOUR BILLS IN
FROM. YOUR OFFICE IN
JUST A FEW MINUTES**

M E R C H A N T B E N E F I T S

WHAT IS THE BENEFIT OF USING THE MONEYMAXX PORTAL FOR MY BUSINESS?

**YOU HAVE THE ABILITY TO
ACCEPT SANDOLLAR
PAYMENTS**

**MOBILE WALLET PAYMENT
ACCEPTANCE**

**PAYROLL FUNCTIONALITY
ALLOWS FOR QUICK
DEPOSITS INTO EMPLOYEE
WALLETS / ACCOUNTS**

**BENEFIT FROM THE USE OF
BOTH THE WALLET AND THE
DASHBOARD AS A MERCHANT**

**DIRECT TRANSFER
INTO YOUR BANK
ACCOUNTS**

**CUSTOMIZE VIRTUAL GIFT
CARDS FOR YOUR VERY
OWN BUSINESS**

**MONEYMAXX DASHBOARD
INTEGRATES WITH MOST
POS SYSTEMS**

**YOUR REAL TIME BALANCE
IS ALWAYS VISIBLE
WITHIN YOUR DASHBOARD**

**COMPREHENSIVE
TRANSACTION HISTORY
READILY AVAILABLE**

money**maxx** 

**NO MORE NEED
FOR CASH**

**GIFT CARDS FOR YOUR
BUSINESS?**

**AS A MERCHANT, BENEFIT FROM HAVING
YOUR BRANDED GIFT CARDS AVAILABLE TO
ALL MONEYMAXX APP USERS**

APP STRUCTURE OVERVIEW

ADDING CREDIT

USING A CREDIT OR DEBIT CARD

OVER THE COUNTER AT ANY MONEYMAXX

REQUEST FUNDS FROM FRIENDS & FAMILY

REMOVE CREDIT

WITHDRAW AT ANY MONEYMAXX

SEND TO YOUR BANK ACCOUNT

USE FUNDS TO

PAY UTILITIES

TOP UP OR PAY A BILL

SEND MONEY PERSON TO PERSON

MAKE IN STORE PURCHASES

PURCHASE GIFT CARDS

OUTFIT PAYROLL

aliv
BTC
Everyday



REV
join the REVOLUTION

BPL
BARRABAN POWER AND LIGHT



AT PARTICIPATING MERCHANTS

HOW TO DOWNLOAD

GET IT ON
Google play

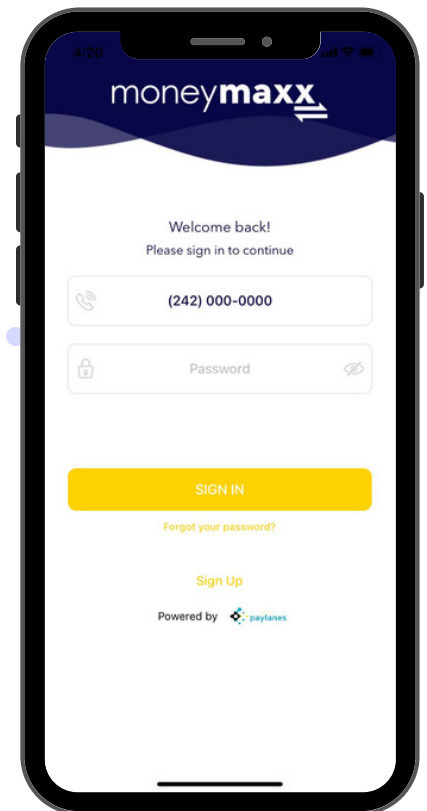
Download on the
App Store



APPLE



ANDROID



moneymaxx

MERCHANT DASHBOARD OVERVIEW

SEND MONEY THROUGHOUT NASSAU & THE FAMILY ISLANDS

DO IT ALL WITHIN ANY OF OUR 12 MONEYMAXX LOCATIONS

- Using a Credit or Debit Card
- Add Credit over the Counter

SEND WEB BASED MERCHANT DASHBOARD 7 PAYMENT PORTAL

CUSTOMER AND THE STORE CLERK SEE SE THIS INFORMATION
AT THE TIME OF THE TRANSACTION

"MMX" Would Like to Access
the Camera
Images are required to verify
your identity

Don't Allow

OK

money**maxx**

Payments from any CNG, MMX or Sand
Dollar enabled Wallet accepted here

Amount to Pay

Amount to Pay

Comment

Confirm

[Back to payment selection](#)

money**maxx**

Terminal Login

Merchant Code

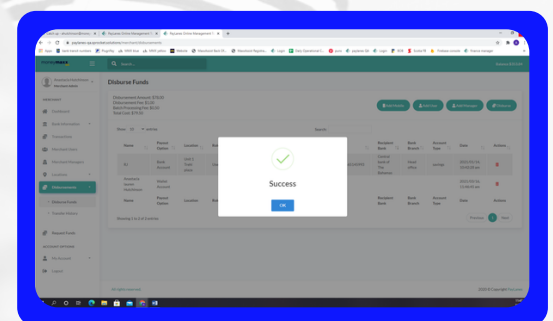
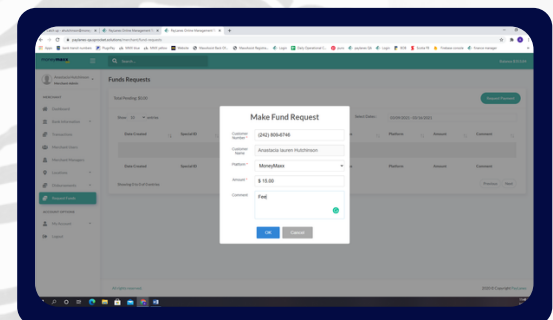
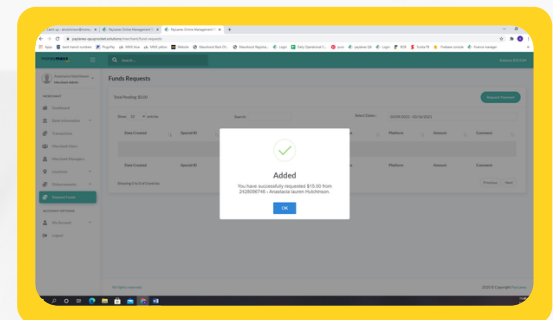
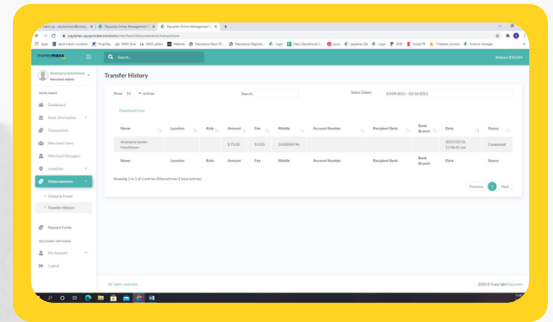
Select Location

6 Digit Pin Code

Login

money**maxx**

SEND & RECEIVE MONEY

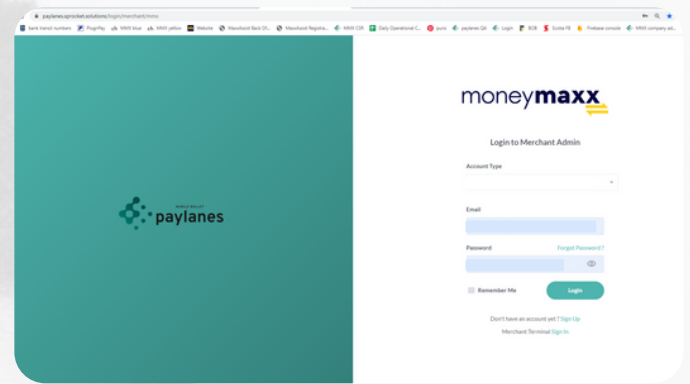


WELCOME TO YOUR MERCHANT DASHBOARD

WELCOME TO YOUR MERCHANT DASHBOARD SIGN IN

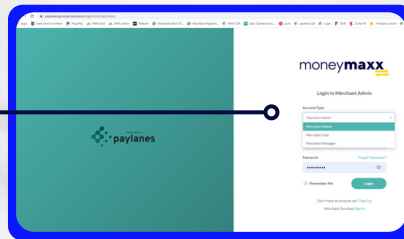
To access your merchant dashboard, please:

- In your address bar type:
www.paylanes.sprocket.solutions/login/merchant/mmx
- Select your Account Type from the Drop Down Box
- Enter your Merchant Email Address
- Enter your Password (On a computer you trust? Select Remember Me)
- Login



WHAT'S MY ACCOUNT TYPE?

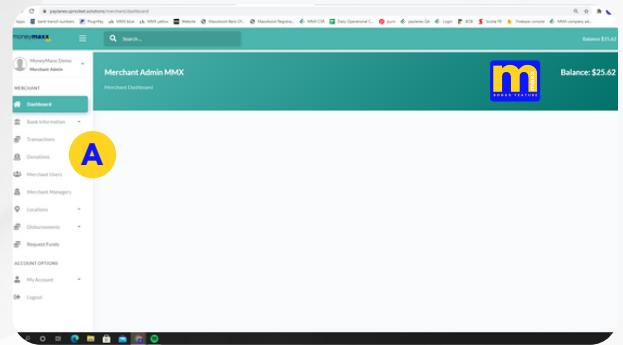
From the Account Type Drop Down box, you may select; **Merchant User**



YOUR MERCHANT DASHBOARD IS LOADED WITH BUSINESS TOOLS

Let's walk through your dashboard menu. From your dashboard you may:

- **Bank Information** | Review or enter Bank Information
- **Transactions** | Review your previous transactions
- **Donations** | Review Donations that you have made or that have been sent to you.
- **Merchant Users** | Add Cashiers to your business or remove them
- **Merchant Managers** | Here, review, update or change your Business Managers
- **Locations** | From here, you may add a new store location or branch for your business
- **Disbursements** | From here, you may conduct payroll, send money to a vendor or any app user
- **Request Funds** | From here, request payment or ask for account credit from other app users
- **My Account** |
- **User** |

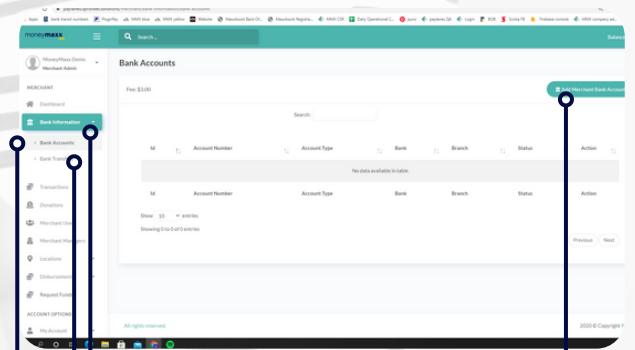


You have access to your real time balance at all times right from your dashboard!

BANK INFORMATION

From the Bank Information Tab, you may:

- Add a New Bank Account to your dashboard
- Review your existing accounts and their associated information
- Edit / Remove / Replace Bank Account Information

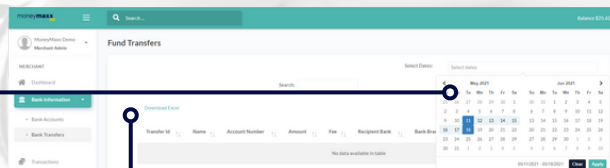


EDIT, REMOVE OR PREPLACE ACCOUNT DETAILS

BANK INFORMATION TAB

ADD A NEW ACCOUNT

PULL TRANSFERS BY SPECIFIC DATE RANGES



DOWNLOAD THEM ALL IN AN EXCEL SPREADSHEET

REVIEW PREVIOUS BANK TRANSFERS

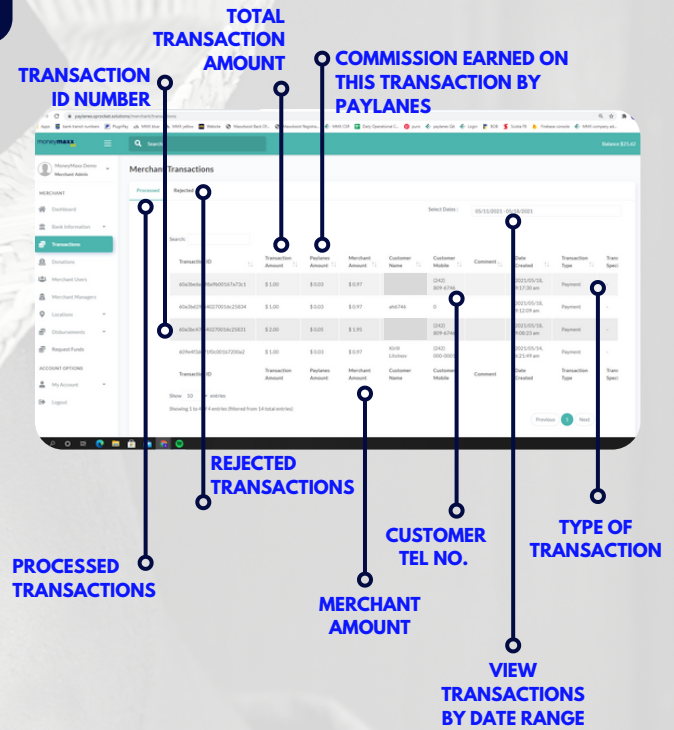
moneymaxx

WELCOME TO YOUR MERCHANT DASHBOARD

TRANSACTIONS

Here, view transactions in real time as they occur within your store.

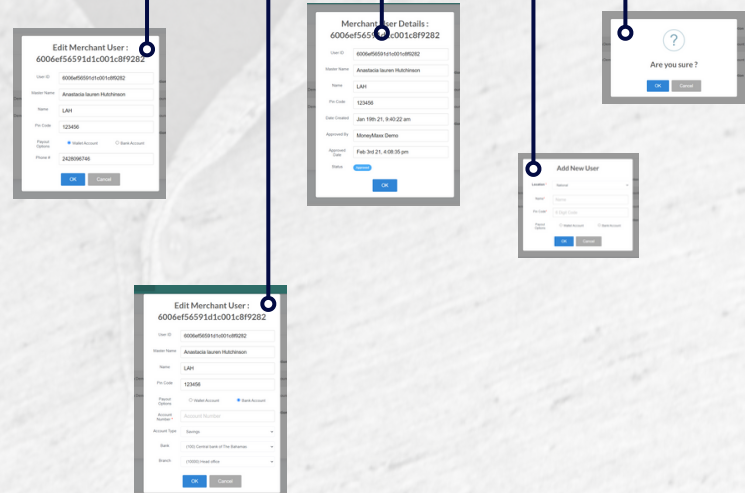
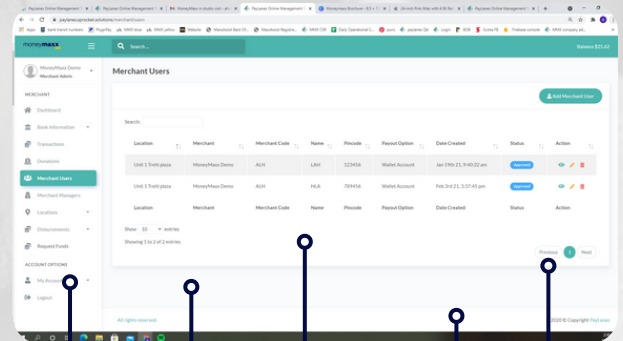
- You may view by store location, clerk, time, etc.
- Review the details of your transaction as it relates to your earned % and the percent obtained by Pay Lanes.
- [Processed Transactions](#) | Review transactions that have actually been processed
- [Rejected Transaction](#) | Review transactions that have been rejected by the intended payee
- [Merchant Amount](#) | From here, review the amounts that was paid out by the merchant in this particular transaction.
- [Customer Tel No.](#) | Here, find the telephone number associated with the customer charged int his transaction.
- [Search by Date](#) | Search your transactions using date ranges to narrow your search.
- [Transaction ID Number](#) | Here find the unique transaction id number associated with the transaction in question.
- [Type of Transaction](#) | Here you may view the type of transaction that occurred.
- [Total Transaction Amount](#) | Here, find the amount of your transaction
- [Commission earned by Paylanes](#) | This is the commission amount earned by pay lanesfor using the platform.



MERCHANT USERS

Here, view transactions in real time as they occur within your store.

- You may view by store location, clerk, time, etc.
- Review the details of your transaction as it relates to your earned % and the percent obtained by Pay Lanes.
- [Processed Transactions](#) | Review transactions that have actually been processed
- [Rejected Transaction](#) | Review transactions that have been rejected by the intended payee
- [Merchant Amount](#) | From here, review the amounts that was paid out by the merchant in this particular transaction.
- [Customer Tel No.](#) | Here, find the telephone number associated with the customer charged int his transaction.
- [Search by Date](#) | Search your transactions using date ranges to narrow your search.
- [Transaction ID Number](#) | Here find the unique transaction id number associated with the transaction in question.
- [Type of Transaction](#) | Here you may view the type of transaction that occurred.
- [Total Transaction Amount](#) | Here, find the amount of your transaction
- [Commission earned by Paylanes](#) | This is the commission amount earned by pay lanesfor using the platform.

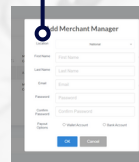
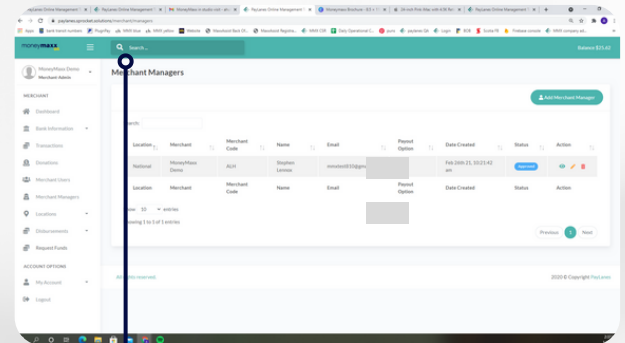


WELCOME TO YOUR MERCHANT DASHBOARD

MERCHANT MANAGERS

Here, view transactions in real time as they occur within your store.

- You may view by store location, clerk, time, etc.
- Review the details of your transaction as it relates to your earned % and the percent obtained by Pay Lanes.
- [Processed Transactions](#) | Review transactions that have actually been processed
- [Rejected Transaction](#) | Review transactions that have been rejected by the intended payee

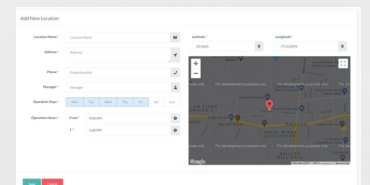
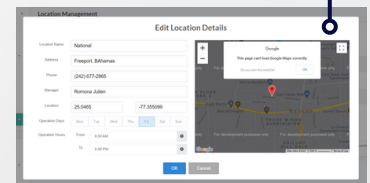
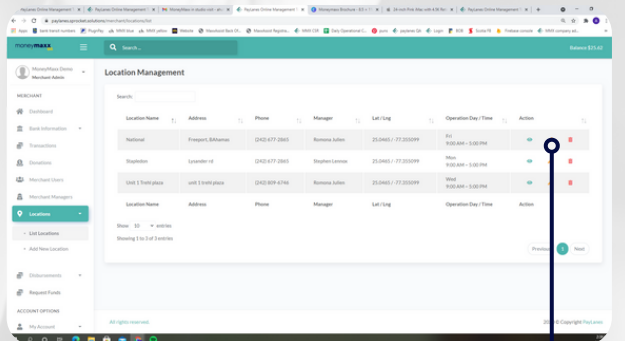


REJECTED TRANSACTIONS

LOCATIONS

Here, view transactions in real time as they occur within your store.

- You may view by store location, clerk, time, etc.
 - Review the details of your transaction as it relates to your earned % and the percent obtained by Pay Lanes.
 - [Processed Transactions](#) | Review transactions that have actually been processed
 - [Rejected Transaction](#) | Review transactions that have been rejected by the intended payee
- [Merchant Amount](#) | From here, review the amounts that was paid out by the merchant in this



WELCOME TO YOUR MERCHANT DASHBOARD

DISBURSE FUNDS


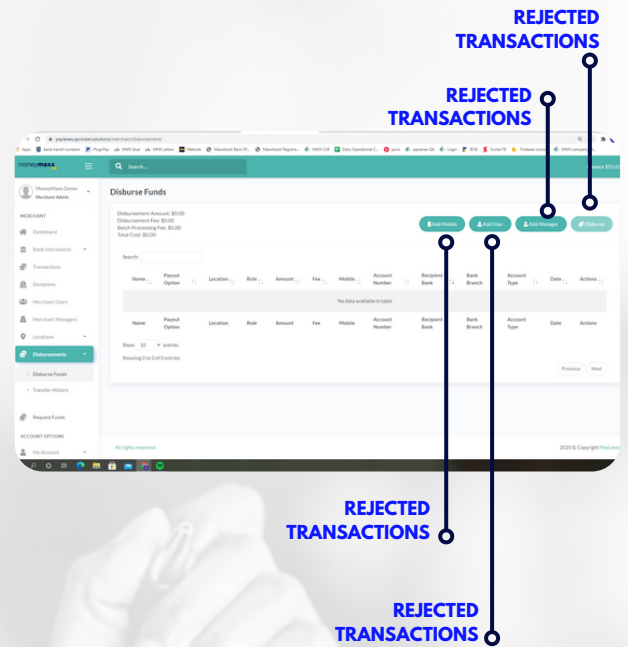
Here, view transactions in real time as they occur within your store.

- You may view by store location, clerk, time, etc.
- Review the details of your transaction as it relates to your earned % and the percent obtained by Pay Lanes.
- [Processed Transactions](#) | Review transactions that have actually been processed
- [Rejected Transaction](#) | Review transactions that have been rejected by the intended payee


VACANT

Here, view transactions in real time as they occur within your store.

- You may view by store location, clerk, time, etc.
- Review the details of your transaction as it relates to your earned % and the percent obtained by Pay Lanes.
- [Processed Transactions](#) | Review transactions that have actually been processed
- [Rejected Transaction](#) | Review transactions that have been rejected by the intended payee

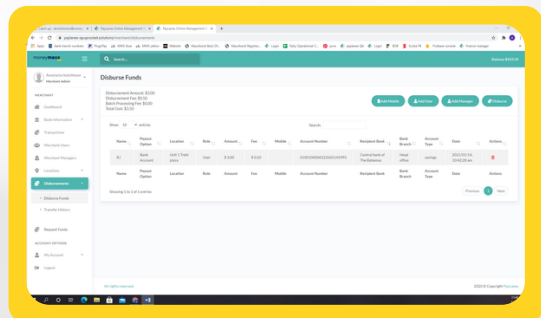


PURCHASE GIFT CARDS & BRAND YOUR OWN

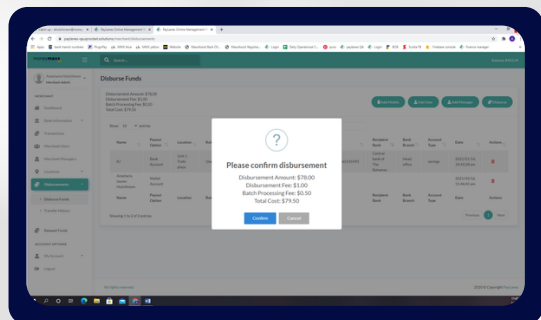


"AS A MERCHANT, I CAN INCLUDE MY BUSINESS GIFT CARDS AMONG THESE TOP BRANDS FOR PURCHASE DURING HOLIDAYS AND SPECIAL OCCASIONS."

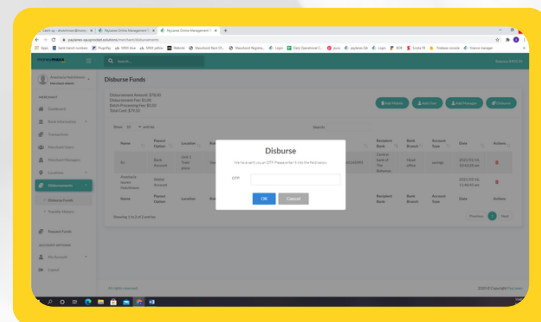
SEND & RECEIVE MONEY



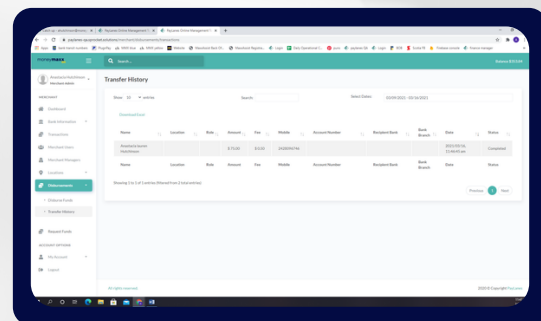
1



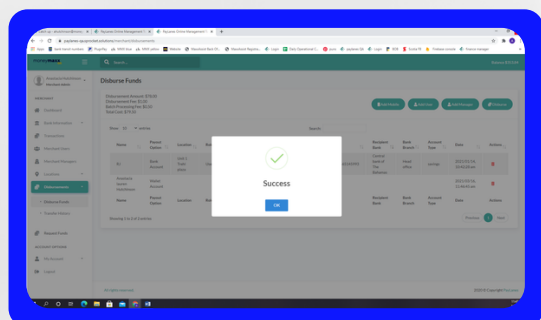
3



3

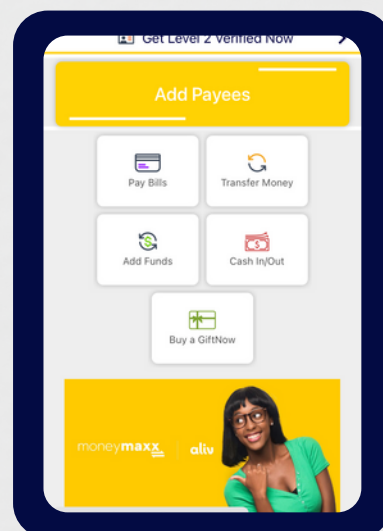
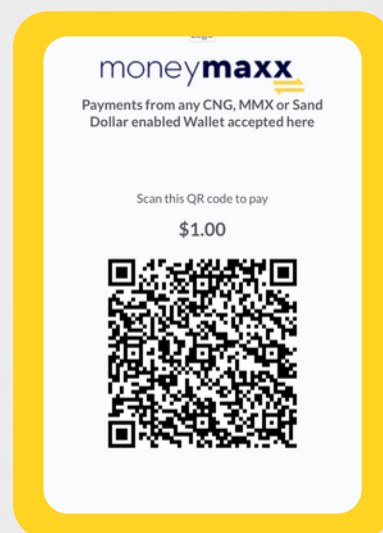
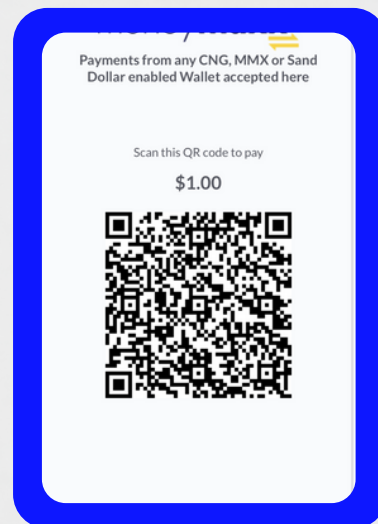


3

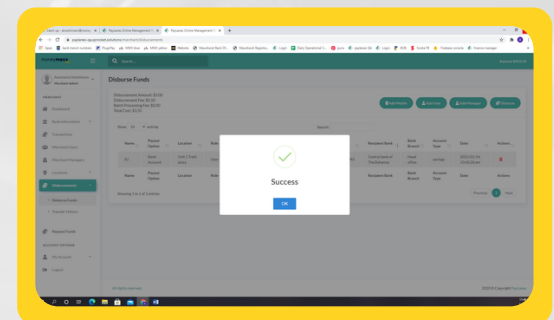
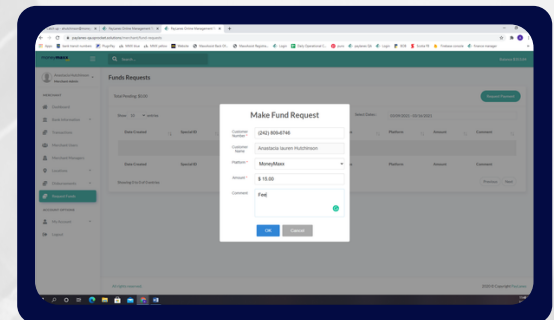
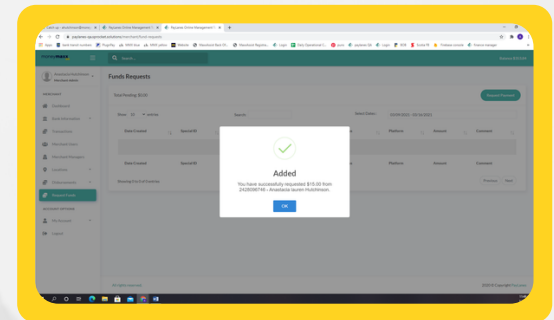
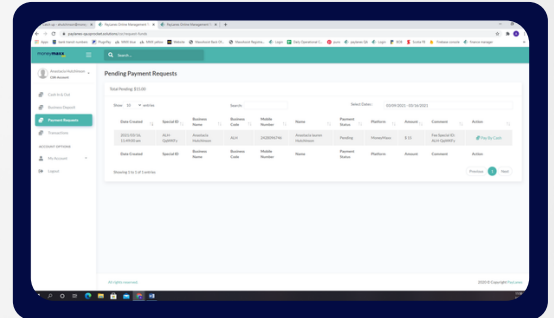
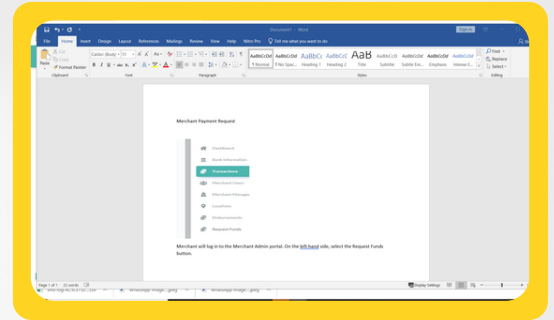


3

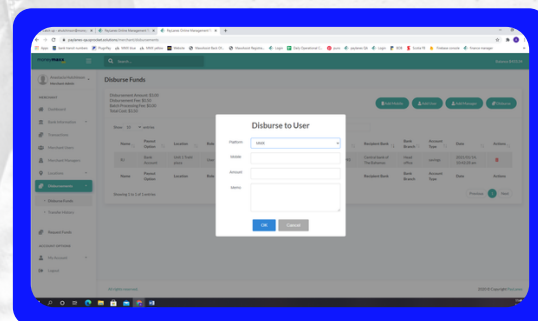
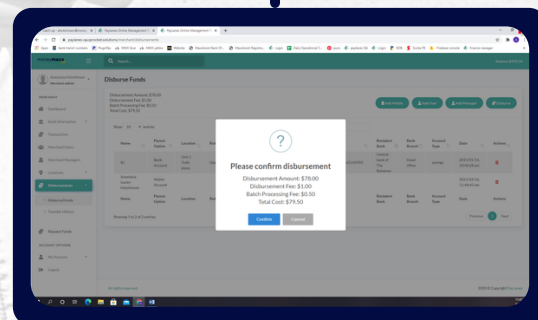
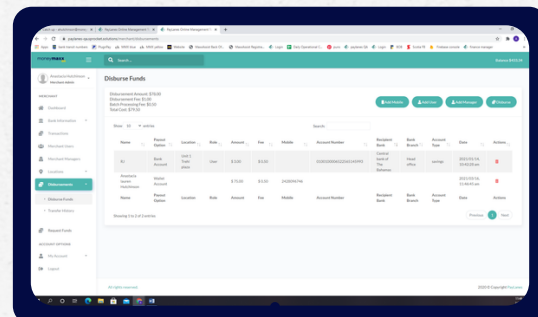
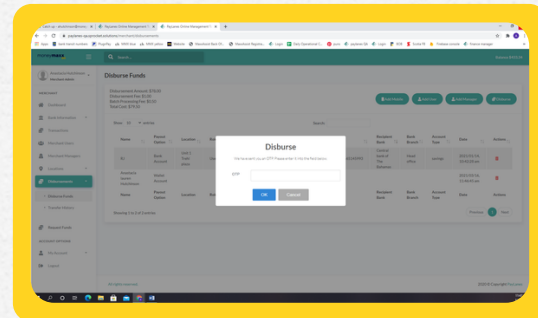
SEND & RECEIVE MONEY



SEND & RECEIVE MONEY



SEND & RECEIVE MONEY



SEND & RECEIVE MONEY

moneymaxx
Payments from any CNG, MMX or Sand Dollar enabled Wallet accepted here

Amount to Pay

Amount to Pay

Comment


Confirm

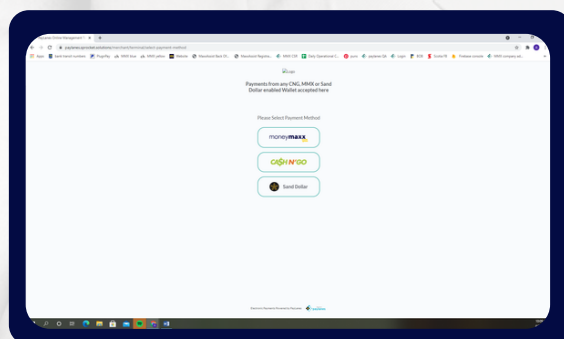
[Back to payment selection](#)

Please Select Payment Method

moneymaxx

CASH N' GO

 Sand Dollar



Get Level 2 Verified Now

Add Payees

Pay Bills


Transfer Money

Add Funds

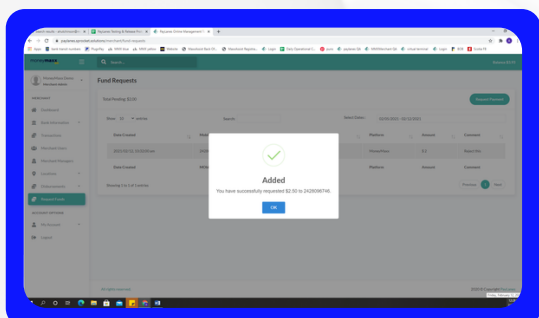
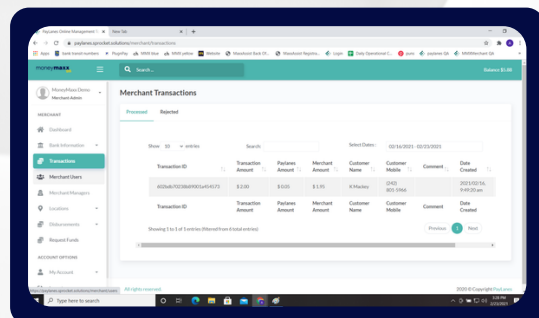
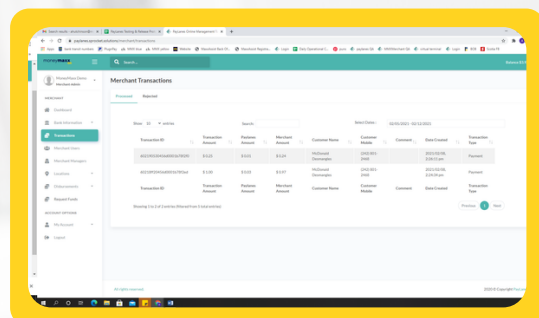
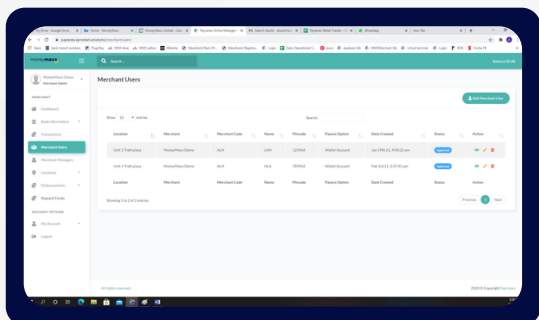
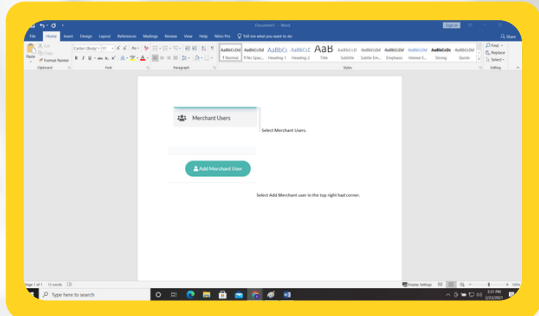
Cash In/Out

Buy a GiftNow

moneymaxx | **aliv**



SEND & RECEIVE MONEY



SAND DOLLAR



ACCEPT SAND DOLLAR PAYMENTS

PURCHASE MERCHANDISE FROM VARIOUS MERCHANTS WHERE SANDOLLAR IS
ACCEPTED.

SAND DOLLAR APPROVED PARTNER

**SIGN UP NOW & LIVE YOUR
MAXX LIFE**



CREDIT YOUR BANK ACCOUNT

Link: <https://paylanes.sprocket.solutions/merchant/terminal/mmx>

Steps:

1. Enter 3 Letter Merchant Cod
2. Select Location
3. Enter 6 digit pin code assigned to user

Select the desired mobile wallet payment

Enter amount to pay

Enter note or comment (optional)

Click confirm

Customer:

Open app

Select Scan and pay at the bottom of the home screen

Allow MMX to access to camera

Hold camera up to screen with QR code

Select "Pay"

Creating a merchant user:

Select Merchant Users.

Select Add Merchant user in the top right had corner.

Select a location to assign the user to. Fill out your merchant user's name and a 6 digit code unique to them. Press "Okay". Note: If your locations are not populating, use this time to select the Locations tab and establish a location.

Creating a Merchant Manager:

Merchant Payment Request

Merchant will log in to the Merchant Admin portal. On the left hand side, select the Request Funds button.

On the right hand side, user will select the "Request Payment" button and a pop up will appear. The

CREDIT YOUR BANK ACCOUNT

Merchant Payment Request

Merchant will log in to the Merchant Admin portal. On the left hand side, select the Request Funds button.

On the right hand side, user will select the “Request Payment” button and a pop up will appear. The Merchant Administrator will supply the customer number. The system will automatically generate the platform. The MA will enter the amount and an optional comment.

On the Merchant screen, the user will see the above message states “ You have successfully requested \$xx to the customer’s number.

Customer will receive push notification detailing the Transaction. In the History tab of their Mobile Wallet application, customer may action the request by select “ Reject” or “Accept”.

Once Accepted, the amount will be deducted from the user’s wallet and added to their Transactions history. The Merchant Administrator can find the process transaction in the “Transaction” tab under “Processed”. The transaction will appear in the Paylanes Administration under “Paylanes Income.

CREDIT YOUR BANK ACCOUNT

**Sign in and proceed to the Disbursement tab
Select Add Mobile**

**Enter User information
System will automatically populate the information**

Select “Ok”

Select Disburse in the top right hand corner

Client reviews disbursement and fees

Client will receive an OTP to the email and phone number on file

Review disbursement in history tab

1C

Sign in and proceed to the Disbursement tab
Select Add Mobile

Enter User information
System will automatically populate the information

Select “Ok”

Select Disburse in the top right hand corner

Client reviews disbursement and fees

Client will receive an OTP to the email and phone number on file

Review disbursement in history tab

1C

SCAN & PAY

FREQUENTLY ASKED QUESTIONS

AM I CHARGED AS A MERCHANT?

THERE IS NO MERCHANT FEE. MERCHANTS ARE ONBOARDED FREE OF CHARGE

WHAT DOCUMENTS DO I NEED TO BECOME A MERCHANT?

YOUR BUSINESS NAME

YOUR BUSINESS EMAIL

BUSINESS LICENSE

BUSINESS REGISTRATION NO.

CREATE A PASSWORD

CREATE A 3

LETTER BUSINESS IDENTIFIER

EXAMPLE:

STORE NAME: SHOP MARIE BUDS BUSINESS IDENTIFIER: SMB

HOW DO I OBTAIN MY MONEY AFTER MY CLIENTS PAY ME ON THE APP?

YOU MAY WITHDRAW WITHIN ANY MONEYMAXX LOCATION, OR

BY BANK TRANSFER

FOR BANK TRANSFERS, YOU WILL NEED:

THE BANK NAME

BRANCH NAME

ACCOUNT NUMBER

HOW DO I OBTAIN THE MERCHANT SERVICES APPLICATION?

THE MERCHANT SERVICE APPLICATION IS AVAILABLE ON OUR WEBSITE

YOU MAY COMPLETE IT ONLINE AND SUBMIT.

PROCESSING TIME IS 24 HOURS

IS THERE VENDOR EXCLUSIVITY ON THE APP?

TRANSLATION: WILL I BE THE ONLY MERCHANT THAT SELLS PERFUME ON THE APP?

MONEYMAXX IS AN OPEN OPPORTUNITY PROVIDER AND THERE ARE NO EXCLUSIVE MERCHANGES THEREIN



L I V E Y O U R M A X X L I F E

money**maxx** 

MONEYMAXX MERCHANT SERVICES

KARLOS MACKEY
242-801-5966

KMACKEY@MONEYMAXXNOW.COM

ANASTACIA HUTCHINSON
242-808-6299

AHUTCHINSON@MONEYMAXXNOW.COM

WALLET@MONEYMAXXNOW.COM
WWW.MONEYMAXXNOW.COM